

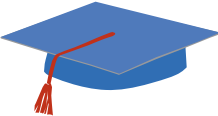




## City of Mayflower Profile 2010

Category	Characteristic	Data	Source
Demographics 	Total Population	2,234	Census 2010
	Pop. in Households	2,234	"
	Pop. In Group Quarters	0	"
	Total Households	947	"
	Average Household Size (persons)	2.36	"
Economic 	Median Household Income (\$)	38,441	ACS 2006-10
	Per Capita Income (\$)	20,191	"
	Share of population in poverty (%)	12.7	"
Education 	Share of Population Age 25+ With:		ACS 2006-10
	High School Diploma/GED or Higher	80.4%	"
	BA Degree or Higher	11.6%	"
	MA/Professional Degree or Higher	4.1%	"
Families 	Total Families	645	Census 2010
	Total families with children (under age 18)	248	"
	Husband-wife families with children	163	"
	Share of total families w/children	65.7%	"
	One-parent families with children	85	"
	Share of total families w/children	34.3%	"
Housing 	Housing units	1,078	Census 2010
	Percent occupied	87.8%	"
	Occupied units	947	"
	Percent Owner-occupied	72.3%	"
	Percent Renter-occupied	27.7%	"
	Vacant	131	"
	Vacant for seasonal/recreational use	42	"
	Seasonal/recreational as % of vacant	32.1%	"

**A note on ACS 2006-2010:**

Figures from ACS 2006-2010 represent a sample-based product that surveys about 1 in 9 U.S. households over ten years. As such, the ACS must be used with care. ACS figures for the metro area and its larger counties are fairly representative. However, the accuracy of ACS data diminishes with smaller population size. Figures for areas with less than about 5,000 population, and especially those under about 1,500 population, should be used with caution.

JANUARY 2012



**METROPLAN**

SMART PLANNING MAKES SMART PLACES.