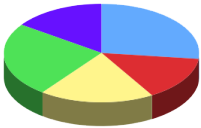

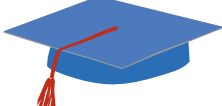




Traskwood Profile 2010

Category	Characteristic	Data	Source
Demographics 	Total Population	518	Census 2010
	Pop. in Households	518	"
	Pop. In Group Quarters	0	"
	Total Households	205	"
	Average Household Size (persons)	2.53	"
Economic 	Median Household Income (\$)	44,926	ACS 2007-11
	Per Capita Income (\$)	20,976	"
	Share of population in poverty (%)	11.7	"
Education 	Share of Population Age 25+ With:		ACS 2007-11
	High School Diploma/GED or Higher	86.0%	"
	BA Degree or Higher	3.7%	"
	MA/Professional Degree or Higher	0.6%	"
Families 	Total Families	143	Census 2010
	Total families with children (under age 18)	64	"
	Husband-wife families with children	42	"
	Share of total families w/children	65.6%	"
	One-parent families with children	22	"
	Share of total families w/children	34.4%	"
Housing 	Housing units	221	Census 2010
	Percent occupied	92.8%	"
	Occupied units	205	"
	Percent Owner-occupied	80.5%	"
	Percent Renter-occupied	19.5%	"
	Vacant	16	"
	Vacant for seasonal/recreational use	2	"
	Seasonal/recreational as % of vacant	12.5%	"

A note on ACS 2006-2010:

Figures from ACS 2006-2010 represent a sample-based product that surveys about 1 in 9 U.S. households over ten years. As such, the ACS must be used with care. ACS figures for the metro area and its larger counties are fairly representative. However, the accuracy of ACS data diminishes with smaller population size. Figures for areas with less than about 5,000 population, and especially those under about 1,500 population, should be used with caution.

FEBRUARY 2013



METROPLAN

SMART PLANNING MAKES SMART PLACES.