






City of Ward Profile 2010

Category	Characteristic	Data	Source
Demographics 	Total Population	4,067	Census 2010
	Pop. in Households	4,067	"
	Pop. In Group Quarters	0	"
	Total Households	1,512	"
	Average Household Size (persons)	2.69	"
Economic 	Median Household Income (\$)	41,952	ACS 2006-10
	Per Capita Income (\$)	19,314	"
	Share of population in poverty (%)	12.3	
Education 	Share of Population Age 25+ With:		ACS 2006-10
	High School Diploma/GED or Higher	86.3%	"
	BA Degree or Higher	11.5%	"
	MA/Professional Degree or Higher	1.3%	"
Families 	Total Families	1,110	Census 2010
	Total families with children (under age 18)	637	"
	Husband-wife families with children	411	"
	Share of total families w/children	64.5%	
	One-parent families with children	226	"
	Share of total families w/children	35.5%	
Housing 	Housing units	1,680	Census 2010
	Percent occupied	90.0%	
	Occupied units	1,512	"
	Percent Owner-occupied	65.9%	
	Percent Renter-occupied	34.1%	
	Vacant	168	"
	Vacant for seasonal/recreational use	2	"
Seasonal/recreational as % of vacant	1.2%		

A note on ACS 2006-2010:

Figures from ACS 2006-2010 represent a sample-based product that surveys about 1 in 9 U.S. households over ten years. As such, the ACS must be used with care. ACS figures for the metro area and its larger counties are fairly representative. However, the accuracy of ACS data diminishes with smaller population size. Figures for areas with less than about 5,000 population, and especially those under about 1,500 population, should be used with caution.

JANUARY 2012