

MAP 21

PERFORMANCE MEASURES

Pavements Performance

FHWA established performance measures for DOTs to use in managing pavement performance on the NHS. Central Arkansas has 145 centerline miles of Interstate and 172 centerline miles of non-Interstate NHS roadways. The following is a list of the required performance measures for pavements.

1. Percent of Interstate pavements in "Good" condition
2. Percent of Interstate pavements in "Poor" condition
3. Percent of non-Interstate NHS pavements in "Good" condition
4. Percent of non-Interstate NHS pavements in "Poor" condition

Pavement Condition Determination

Asphalt Pavement	Jointed Concrete Pavement (JCP)	Continuously Reinforced Concrete Pavement (CRCP)
IRI	IRI	IRI
Rutting	Faulting	--
Cracking %	Cracking %	Cracking %

1. Good: All measures are in good condition
2. Poor: 2 or more measures are in poor condition
3. Fair: Everything else

Pavement Condition Thresholds

	Good	Fair	Poor
IRI (inches/mile)	<95	95-170	>170
Rutting (inches)	<0.20	0.20-0.40	>0.40
Faulting (inches)	<0.10	0.10-0.15	>0.15
Cracking (%)	<5	5-20 (asphalt) 5-15 (JCP) 5-10 (CRCP)	>20 (asphalt) >15 (JCP) >10 (CRCP)

Did you know? Application of maintenance, repair, preservation, and rehabilitation treatments can be used to extend the service provided by a pavement past the initial design life.

MAP 21

Moving Ahead for Progress in the 21st Century

Map-21 is the current funding and authorization bill that governs United States federal surface transportation policy and spending. It was passed by Congress on June 29, 2012, and President Barack Obama signed it into law on July 6, 2012.

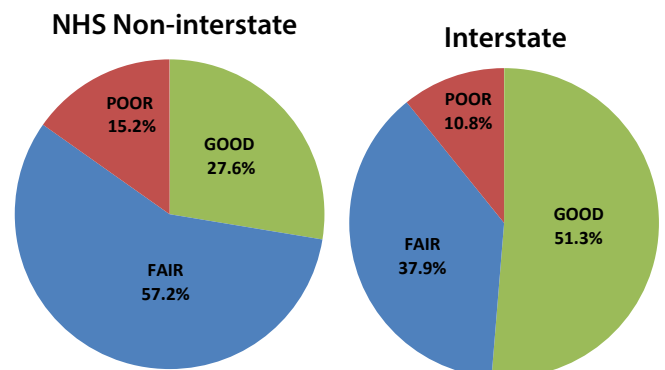
Performance Management

A key and new feature of Map-21 is the establishment of a performance and outcome-based program. The states are required to invest resources toward the achievement of national goals for (1) Safety, (2) Infrastructure Condition, (3) Congestion Reduction, (4) System Reliability, (5) Freight Movement and Economic Vitality, (6) Environmental Sustainability, and (7) Reduced Project Delivery Delays.

Regional Performance Measures

Metroplan is responsible for tracking the first five performance measures for central Arkansas, and for assisting the state with reaching statewide targets. Metroplan has released a series of fact sheets on each performance measure. Metroplan is working with the Arkansas Department of Transportation (ArDOT) to identify policies and projects that can help reach targets.

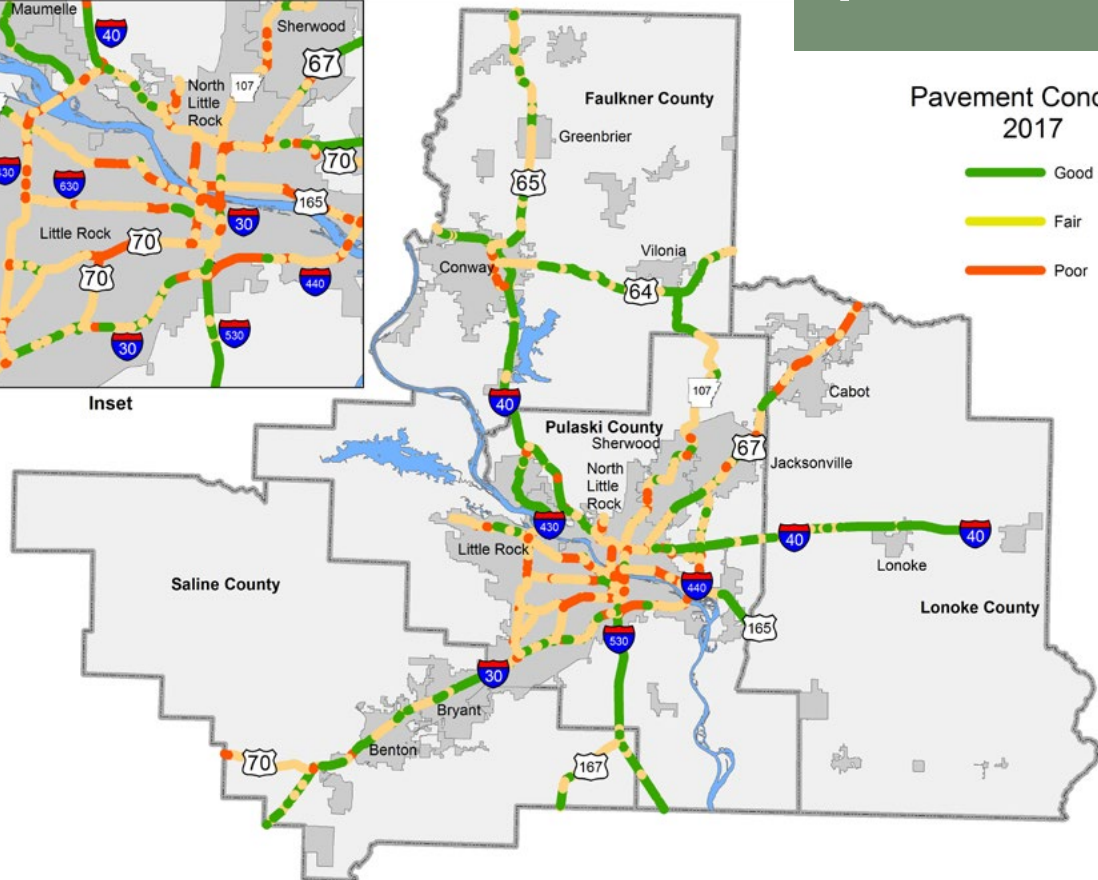
CARTS Baseline



pavements



Inset



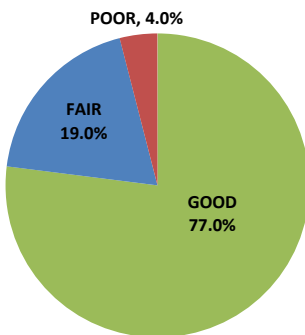
Pavement Condition 2017



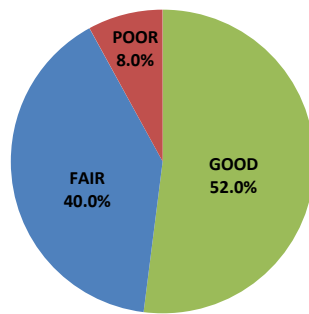
Statewide Current Conditions

ArDOT Targets

NHS Non-interstate



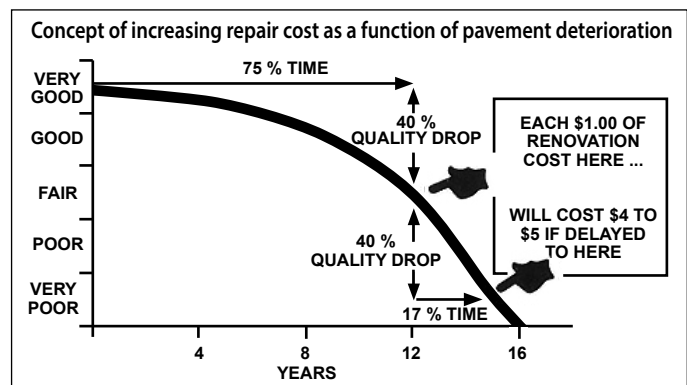
Interstate



Performance Targets	2-year	4-year
Percent of Interstate pavements in "Good" condition	N/A	79%
Percent of Interstate pavements in "Poor" condition	N/A	5%
Percent of non-Interstate NHS pavements in "Good" condition	48%	44%
Percent of non-Interstate NHS pavements in "Poor" condition	10%	12%

CARTS Targets

As an MPO, Metroplan can either choose to set its own targets or agree to support targets set by ArDOT for the state. On October 3, 2018 the Metroplan board of directors agreed by resolution to support ArDOT's targets for the state.



<https://www.fhwa.dot.gov/publications/research/infrastructure/pavements/13038/011.cfm>